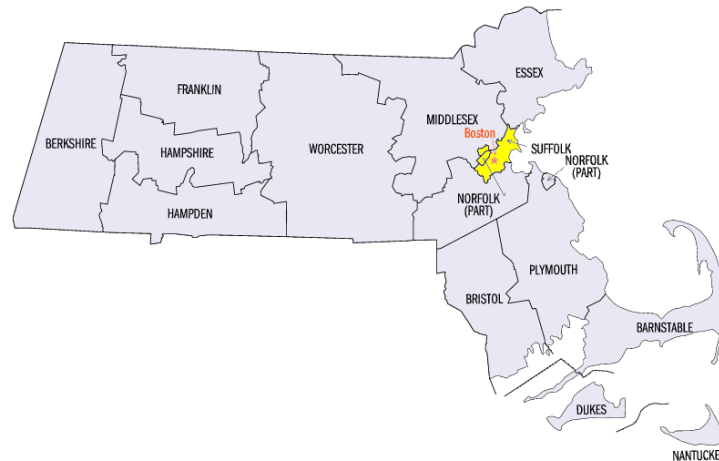




Mass Mentoring Counts 2008 **Regional Supplement: Greater Boston**



In order to learn more about the program characteristics of youth mentoring programs operating in Massachusetts, Mass Mentoring Partnership and staff from the UMass Donahue Institute worked together to develop a web survey to be completed by all formal youth mentoring programs in the state. The *Mass Mentoring Counts 2008* survey was designed to gather data about general program characteristics as well as information on who the program serves.

MMP's Youth Mentoring Program Database served as the primary resource for needed program and key contact information. In addition, MMP staff conducted extensive outreach efforts to the field prior to survey distribution. Outreach efforts included calls to the field to update and identify new mentoring programs and correct contact information as well as marketing and promotion efforts through MMP E-Bulletins and relevant workshops and trainings. As a result, *Mass Mentoring Counts 2008* provides information on 135 youth mentoring programs across Massachusetts.

Eighty of the programs participating in *Mass Mentoring Counts 2008* are located in the Greater Boston region¹ of Massachusetts, representing 59% of the total. This supplemental report provides the *Mass Mentoring Counts* survey results for these specific Greater Boston programs. Key details about mentoring programs in Greater Boston are noted as well as noteworthy differences between the regional and statewide findings.

¹ For the purposes of this report, "Greater Boston" refers to Suffolk County. However, some towns located in Middlesex and Norfolk Counties were classified in the "Greater Boston" region, including (but not limited to): Arlington, Brookline, Cambridge, Chelsea, Malden, Milton, Melrose, Newton, Quincy, Somerville, Waltham, Watertown and Wayland.

Snapshot of Formal Youth Mentoring Programs in Greater Boston

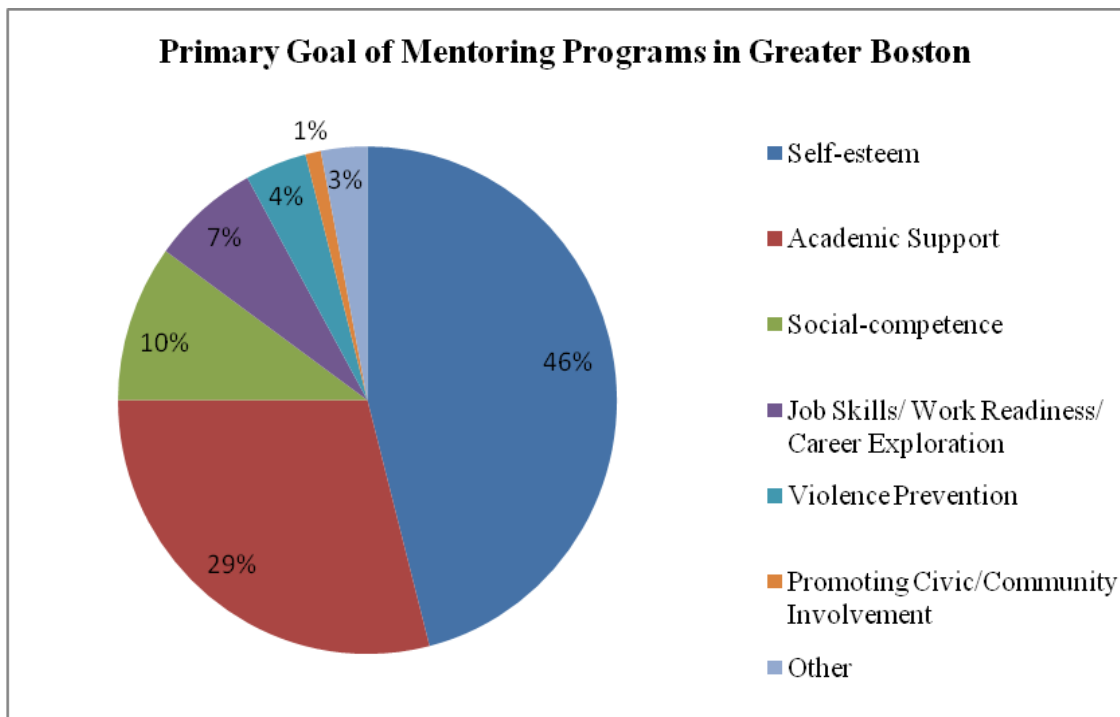
- **There is a wide diversity in the number of years programs have been in operation.** Of the 67 respondents:
 - Nine programs (13%) reported being in existence for less than 2 years
 - Twelve programs (18%) reported being in existence for 2-5 years
 - Eleven programs (16%) reported being in existence for 5-10 years
 - Thirty-five programs (52%) reported being in existence for 10 or more years

- **73% of the youth mentoring programs are site-based**, with youth–mentor meetings taking place at a designated location, primarily at the mentee’s school or agency /community center. **Twenty-two programs (27%) are community-based**, with youth and mentors planning their activities for varied locations.

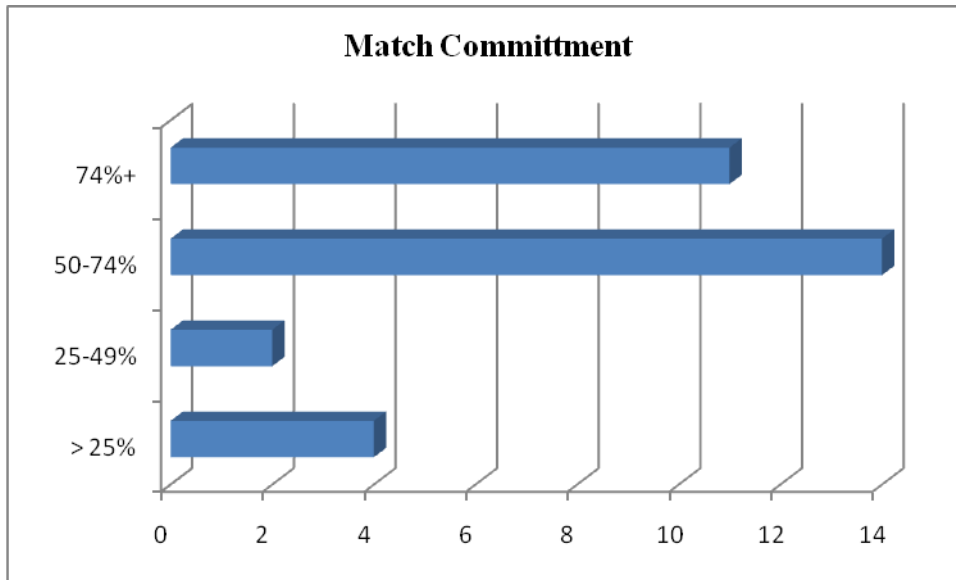
- **One-to-one matches of a young person with an adult comprise the largest segment of mentoring program models (65%).** Twenty-eight programs (35%) report using team, group or cross-age peer mentoring.

- **The majority (86%) of the youth mentoring programs are a component of a larger organization.**

- Seventy programs reported the **primary goals** of their programs as follows:
 - Self-esteem (46%)
 - Academic support (29%)
 - Social-competence (10%)
 - Job Skills/Work Readiness/Career Exploration (7%)
 - Violence Prevention (4%)
 - Promoting Civic/Community Involvement (1%)
 - Other (3%)



- **Expected Match Commitment-** Seventy-two programs reported on the expected length of match commitment, indicating that 56% of programs expect matches to remain active for one school year, while 32% expect a match length of one year or more. Four programs (6%) reported having no service length requirements and five programs (7%) reported an expected match length of six months or less.
- **Beyond Designated Match Commitment-** Forty-eight programs (74%) reported encouraging their matches to meet beyond the expected length of match commitment. Thirty-one programs reported on the number of matches extending. Of those, 14 programs (45%) reported 50-74% of their matches extending beyond the designated term, while an additional 11 (35%) programs reported 74%+ extended beyond the designated term.



- **Early Match Termination-** Forty-three out of eighty programs reported on the percentage of matches that ended before the designated term. Of these, fifteen programs (35%) reported having less than 10% of their matches ending prematurely. Another fifteen programs (35%) reported 10-19% of their matches ending prematurely and eleven reported 20-29% of matches ending early. Two programs reported 30% + of their matches terminating prematurely.

Snapshot of Youth Served in Greater Boston

- **Youth Served in Preceding 12 Months** – At a minimum, based on programs participating in *Mass Mentoring Counts 2008*, this region served 10,970 youth, ages 4–24, in formal mentoring relationships.
- **Age and Gender** – Of the sixty-three programs that reported on gender, 57% of mentees are female and 43% are male. **Age** breakdown of youth in these programs are as follows: ages 4–9 (25%), 10–14 (52%), 15–19 (22%) 20–24 (1%).
- **Race / Ethnicity** - Youth of color are more likely to be engaged in mentoring relationships across the state. Of the 8,866 youth for whom this data was reported in the Greater Boston region, approximately 32% are African American, 27% are Caucasian, 26% are Hispanic / Latino(a), 9% are multi-racial (two or more races), 6% Asian, and 1% Native Hawaiian/Other Pacific Islander. Collectively, youth of color comprise 72% of the mentees served in Greater Boston.

- **Target Populations** – Respondents were asked whether their program serves substantial proportions (25% or higher) of specific youth subgroups. Mentoring programs most frequently target and serve youth having academic difficulties, youth from low-income families, and youth from single parent families, all circumstances correlated with at-risk factors for youth.
 - 58 out of the 80 programs surveyed serve a substantial portion of **low-income** youth (73%)
 - 48 out of the 80 programs surveyed serve a substantial portion of youth **academically at risk** (60%)
 - 50 out of the 80 programs surveyed serve a substantial portion of youth in **single parent households** (63%)

Snapshot of the Adults Serving as Mentors in Greater Boston

- **Mentors Serving in Preceding 12 Months**– Of the seventy-three programs who responded, a minimum of 8,579 individuals ages 14 and older served as mentors in formal mentoring programs.
- **Age and Gender** – Of the programs reporting data on mentors, 56% are female and 44 % are male. The mentors’ age breakdowns for these programs are as follows: 14-17 (1%) 18–22 (23%), 23–35 (45%), 36–49 (17%), 50–64 (13%), and 65 years or more (1%).
- **Race/Ethnicity** – Approximately 75 % of adults serving as mentors in Greater Boston are Caucasian. In addition, 12% are Black / African American, 6% are Hispanic / Latino (a), 5% are Asian, and 2% reported Multi-racial (two or more races).

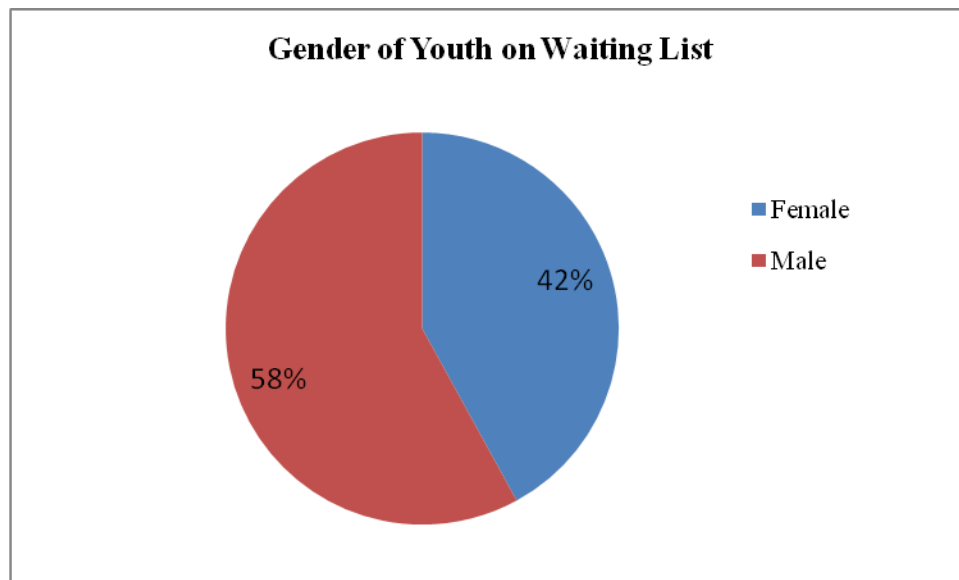
Youth on Waiting Lists for Mentors in Greater Boston

Approximately, 55% of youth on waiting lists across the state are located in Greater Boston.

- **Based on data from seventy-one programs, 1,639 youth are on waiting lists.**²
 - 48 programs reported having no waiting list (67%)
 - 17 programs reported having less than 50 youth on their waiting list (24%)
 - 6 programs reported having more than 50 youth on their waiting list (9%)

² Staff were asked to provide the number of youth currently on their programs’ waiting list. The survey stated “*If your program does not have a waiting list, please enter “0”*”. Consequently, the data does not differentiate between those programs that do not maintain a waiting list (i.e., not applicable) and those that currently have zero youth on their waiting list.

- **Age and Gender** 42% of youth on waiting lists are females and 58% are males. The ages of youth on waiting lists are as follows: 4-9 yrs (37%), 10-14 yrs. (48%), 15-19 yrs. (14%), and 20-24yrs (1%).



Program Sustainability Indicators in Greater Boston

- **Twenty-six out of eighty programs** forecasted growth over the next two years
 - Seven programs (30%) projected growth up to 10%
 - Nine programs (35%) projected growth between 10-25%
 - Two programs (8%) projected growth between 26-50%
 - Six programs (23%) projected growth between 51-100%
 - Two programs (8%) projected growth higher than 100%

2006 -2008 Comparison: In Brief

- Mentoring programs in Greater Boston reported an additional 995 youth in formal mentoring relationships in *Mass Mentoring Counts 2008*. This represents a 9% increase in the number of youth reported in formal mentoring relationships from 2006 to 2008.
- Thirty- seven programs in Greater Boston provided data for *Mass Mentoring Counts* in 2006 and 2008. Of these programs, twenty increased their annual youth served, while fourteen experienced a decrease in the amount of youth served and three remained stable.
- In aggregate, the thirty-seven programs that reported annual youth-served counts in both the 2006 and 2008 *Mass Mentoring Counts* surveys experienced a decrease in youth served between 2006 and 2008, serving 182 fewer youth, a 2% decrease in youth served by these thirty-seven programs.

Statewide Comparisons

- **More than one-half of the programs that reported in *Mass Mentoring Counts 2008* are located in the Greater Boston Region.**
- **Half of the programs** that reported in Greater Boston have been in existence for ten or more years.
- **Of the eighty programs that reported the gender of their youth, 57% are female and 43% are male.** Statewide, male and female mentees are evenly distributed, with 51% of youth being female and 49% male. There are more female mentees in the Greater Boston Region than statewide because a larger portion of agencies in this region serve only girls and two of the programs are among the ten largest mentoring programs in the Commonwealth.
- **Eight agencies in the Greater Boston region serve only girls and account for 28%** of the total youth served population.
- **Statewide, 15-19yr. old mentees comprise 31% of youth served**, whereas in Greater Boston 15-19 yr. old youth represent 22% of youth served.

Programs that Reported in the Region

Adoption & Foster Care Mentoring	AFC Mentoring
Aid to Incarcerated Mothers	Children and Mentor's Partnership Program
Arlington Boys and Girls Club	Arlington Boys and Girls Club Youth Mentoring
Big Brothers Big Sisters of Massachusetts Bay	Community Based Program
Big Brothers Big Sisters of Massachusetts Bay	Site Based Program
Big Sister Association of Greater Boston	Community Based Mentoring
Big Sister Association of Greater Boston	TEAM Group Mentoring (Team Enhanced Approach to Mentoring)
Big Sister Association of Greater Boston	Life Choices Group Mentoring
Big Sister Association of Greater Boston	School Based Mentoring
Blue Hill Observatory Science Center	Intern Program at Blue Hill Observatory
Blue Hills Observatory	WINS (Women in Natural Science)
Boston College Intersections Project	Intersections Mentoring Program
Boston Higher Education Resource Center	Boston HERC Mentoring
Partners for Youth with Disabilities	Making Healthy Connections
Boston Partners in Education	Math and Literacy Project
Boston Partners in Education	Power Lunch
Boston Scholars Program, Inc.	College Bound Scholars
Boston University	Siblings Program
Boys & Girls Clubs of Boston	
Brandeis University	Boys and Girls Group
Brandeis University	Afternoon Enrichment
Brandeis University	Language and Cultural Enrichment
Brandeis University	Waltham Kids Club
Brandeis University	Waltham Group Big Siblings
Cambridge Family & Children's Service	
Catholic Charities' Laboure Center	South Boston T.E.A.M.
Center for STEM Education	K-12 Outreach
Centro Latino de Chelsea	Jovenes Latinos Saliendo Adelante (JLSA - Youth Latinos Moving Forward)
Centro Presente	Pintamos Nuestro Mundo/We Paint Our World
Children's Services of Roxbury	Youth and Police in Partnership (YPP)
Citizen Schools	8th Grade Academy
Computer Clubhouse Network	
Earthen Vessels	
Everybody Wins Metro Boston	Power Lunch
Federated Dorchester Neighborhood House, Inc.	
Friends of Children - Boston	
Generations Incorporated	One-on-one
Generations Incorporated	Small Group
Greater Zion Church	Choices for Teen Girls Mentoring Program
Hyde Square Task Force	Nuestro Jovenes Mentoring Program
Jewish Big Brothers Big Sisters	School Mentoring Program
Jewish Big Brothers Big Sisters	Community Based Program
JKC/PANAS Latino Mentoring Program	

John Andrew Mazie Memorial Foundation	Mazie Memorial Foundation Mentoring Program
John Hancock Summer of Opportunity	Summer of Opportunity
Liberty Mutual / Charlestown High School	Liberty Mutual Mentoring Program
Medford Boys & Girls Club	
Melrose Alliance Against Violence	Melrose CARES Community Mentoring Program
Mission Works	
Mother Caroline Academy & Education Center	MCAEC Mentoring Program
Partners for Youth with Disabilities	Mentor Match
Phillips Brook House Association	Chinatown Big Sibling
Phillips Brook House Association	Mission Mentors
Phillips Brook House Association	Chinatown Teen
Phillips Brook House Association	Boston Refugee Youth Enrichment (BRYE)1-2-1
Phillips Brook House Association	Cambridge 1-2-1
Phillips Brook House Association	King School Buddies
Phillips Brook House Association	LEADERS!
Phillips Brook House Association	South Boston Sibling
Phillips Brook House Association	Wilderness 1-2-1
Phillips Brook House Association	Boston Refugee Youth Enrichment (BRYE) Teen
Phillips Brook House Association	Franklin Teen
Phillips Brook House Association	David Walker Scholars Program
Phillips Brook House Association	Kids w/ Special Needs Achievement Program
Phillips Brook House Association	Keylatch Mentor
Pierce School, Brookline	
Roxbury Community College	
Sociedad Latina	Viva La Cultura! Mentoring Program
South Boston Neighborhood House	
State Street / Blue Cross Blue Shield/ Boston Financial Data Service/North Quincy High School Mentoring Program	North Quincy High School Mentoring Program
Steppingstone Foundation	SMASH
Strong Women, Strong Girls, Inc.	Strong Women, Strong Girls
Teen Empowerment	
The Home for Little Wanderers	
The Samaritans of Boston	Samariteens
The Second Step, Inc.	IMAGINE
United South End Settlements	
Upham's Corner Community Center	Reach One Teach One
Urban Improv	
YWCA Malden	