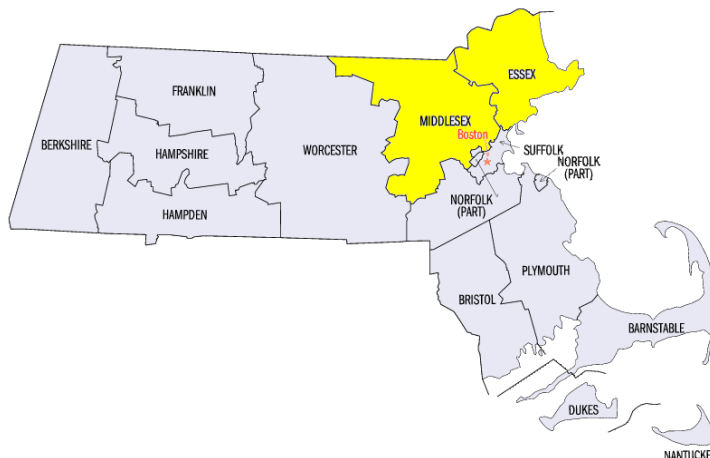


Regional Supplement: Northeastern Massachusetts



In order to learn more about the program characteristics of youth mentoring programs operating in Massachusetts, Mass Mentoring Partnership and staff from the UMass Donahue Institute worked together to develop a web survey to be completed by all formal youth mentoring programs in the state. The *Mass Mentoring Counts 2008* survey was designed to gather data about general program characteristics as well as information on who the program serves.

MMP's Youth Mentoring Program Database served as the primary resource for needed program and key contact information. In addition, MMP staff conducted extensive outreach efforts to the field prior to survey distribution. Outreach efforts included calls to the field to update and identify new mentoring programs and correct contact information as well as marketing and promotion efforts through MMP E-Bulletins and relevant workshops and trainings. As a result, *Mass Mentoring Counts 2008* provides information on 135 youth mentoring programs across Massachusetts.

Fifteen of the programs participating in *Mass Mentoring Counts 2008* are located in the Northeastern Massachusetts region*, representing 11.1% of the total. This supplemental report provides the *Mass Mentoring Counts* survey results for these specific Northeastern Massachusetts programs. Key details about mentoring programs in the Northeast are noted as well as noteworthy differences between the regional and statewide findings.

Snapshot of Formal Youth Mentoring Programs in the Northeast

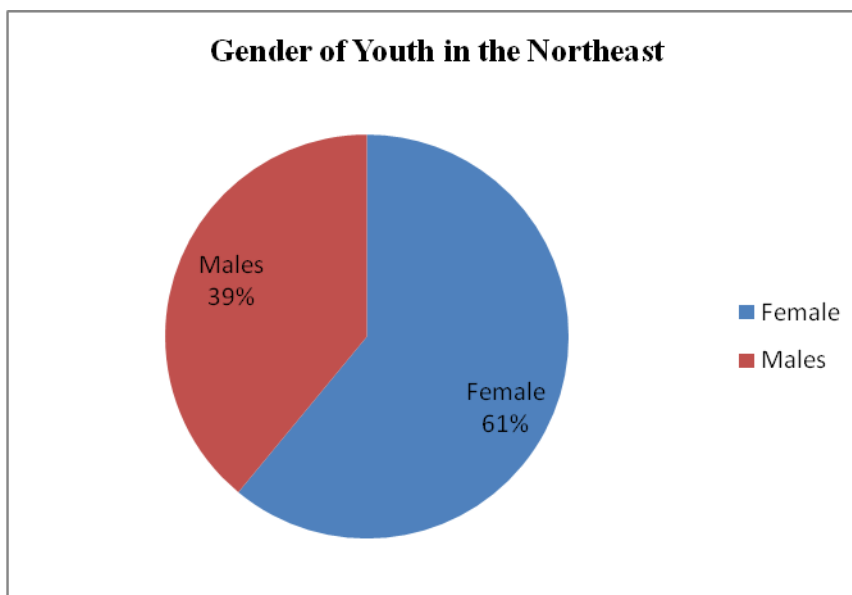
- **There is a wide diversity in the number of years the mentoring programs have been in operation.** Of the fifteen programs surveyed,
 - One program reported as being “in development”
 - Four programs (27%) reported being in existence for less than 2 years
 - Four programs (27%) reported being in existence for 5-10 years
 - Six programs (40%) reported being in existence for 10 or more years

* For the purposes of this report, “Northeastern Massachusetts” refers to Middlesex and Essex counties. However, some towns located in Middlesex County were classified in the “Greater Boston” region, including (but not limited to): Arlington, Cambridge, Newton, Somerville, Waltham, Watertown and Wayland.

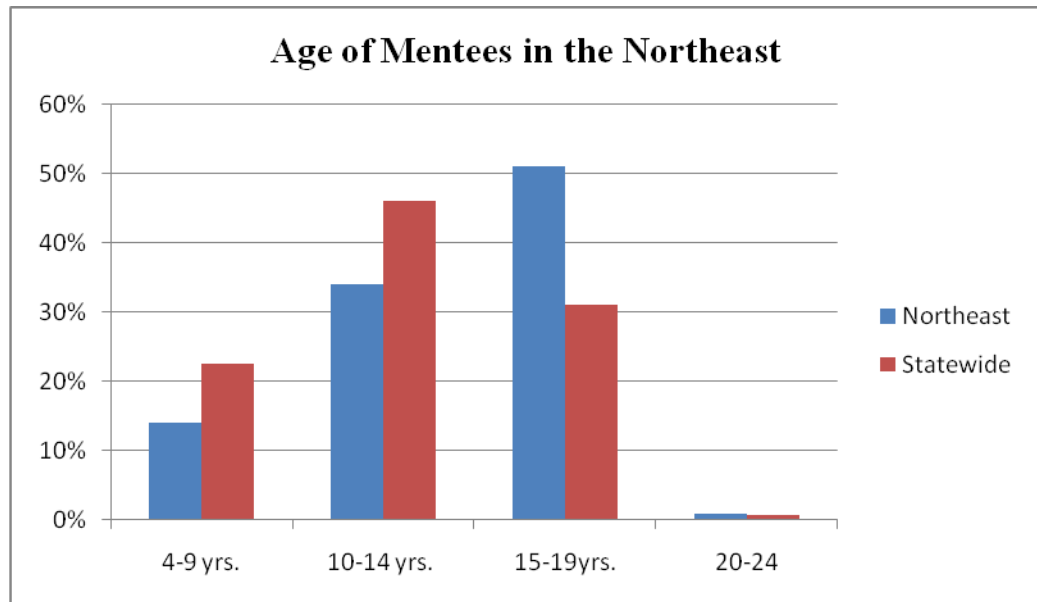
- **The majority (64%) of the youth mentoring programs are site-based**, with youth–mentor meetings taking place at a designated location rather than in the community at-large. Of those surveyed 88% of site-based programs take place in the mentee’s school or agency /community center. **Five out of the thirteen programs that responded (36%) reflect the community-based model**, with youth and their adult mentors planning their activities on an individualized basis and holding meetings at varied locations in the community.
- **One-to-one matches of a young person with an adult comprise the largest segment of mentoring program models (64%)** Five programs report using other models such as group, team, and cross-age peer mentoring.
- **Twelve out of fifteen programs responded to the organizational structure of their mentoring program, indicating the majority (77%) of the youth mentoring programs are a component of a larger organization**
- The **primary goals** of youth mentoring programs located in the Northeast include:
 - Academic support (42%)
 - Self-esteem (32%)
 - Social-competence (25%)

Snapshot of Youth Served in the Northeast

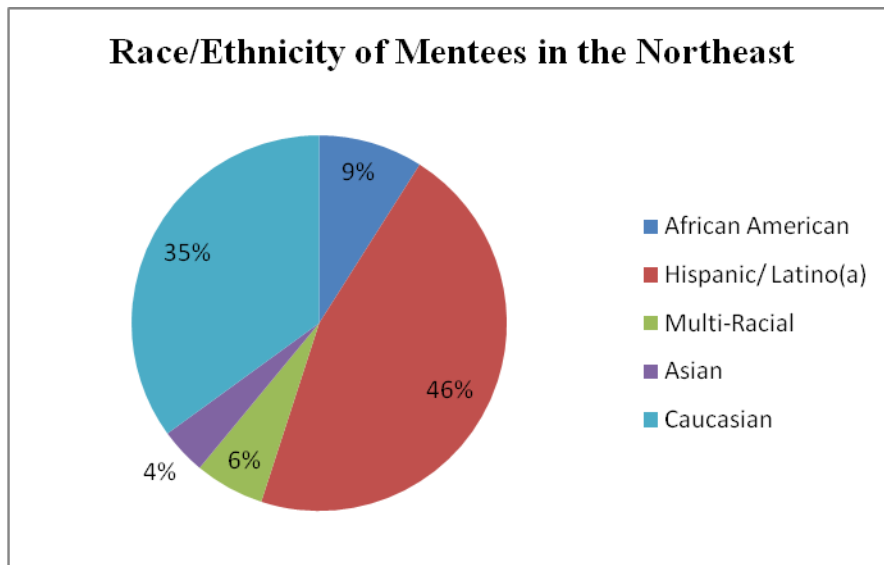
- **Youth Served in Preceding 12 Months** – At a minimum, based on programs participating in *Mass Mentoring Counts 2008*, this region served 836 youth, ages 4–24, in formal mentoring relationships.
- **Gender** – Of the twelve programs that reported this demographic, 61% are female and 39% are male. Statewide, male and female mentees are evenly distributed, with 51% of youth being female and 49% male.



- **Age breakdown of youth** in these twelve programs are as follows: ages 4–9 (14%), 10–14(34%), **15–19 (51%)** 20-24 (1%). Statewide, 15-19 yr. old mentees make up 31% of the youth served population, demonstrating the Northeast serves a higher number of high school youth. In contrast, the Northeast serves a lower percentage of 10-14 yr. old mentees, than the state average which is 46%.



- **Race / Ethnicity** - Youth of color are more likely to be engaged in mentoring relationships across the state. **In the Northeast, twelve programs reported the race/ethnicity of their mentees.** Of the 648 youth for whom this data was reported, approximately 9% are African American, 46% are Hispanic / Latino(a), 6% are multi-racial (two or more races), 4% are Asian, and 35% are Caucasian. Collectively, youth of color comprise 63% of the mentees served in these twelve programs. In the Northeast, there is a significantly higher proportion of Latino(a) youth compared to statewide statistics.



- **Target Populations** – Respondents were asked whether their program serves substantial proportions (25% or higher) of specific youth subgroups. Mentoring programs most frequently target and serve youth having academic difficulties, youth from low-income families, and youth from single parent families, all circumstances correlated with at-risk factors for youth.
 - 12 out of the 15 programs surveyed serve a substantial portion of **low-income** youth (80%)
 - 10 out of the 13 programs surveyed serve substantial portion of youth in **single parent households** (77%)
 - 9 out of the 15 programs surveyed serve a substantial portion of youth **academically at risk** (60%)

Snapshot of the Adults Serving as Mentors in the Northeast

- **Mentors Serving in Preceding 12 Months**– Of the twelve programs who responded, a minimum of 568 individuals ages 14 and older served as mentors in formal mentoring programs.
- **Age and Gender** – Mentors are well represented by both genders and across broad age ranges. Of the programs reporting data on mentors, 62% are female and 38 % are male. The mentors’ age breakdowns for these programs are as follows: 14-17 (13%) 18–22 (7%), 23–35 (30%), 36–49 (30%), 50–64 (19%), and 65 years or more (1%).
- **Race / Ethnicity** – Approximately 80 % of adults serving as mentors in the Northeast region are Caucasian. In addition, 4% are Black / African American, 10% are Hispanic / Latino (a), 3% are Asian, 2% are American Indian/Alaskan Native, and 1% reported Multi-racial (two or more races).
- **Length of Match Commitment**- Eight of the reporting programs encouraged their matches to meet beyond the expected length of match duration. 3 of the eight reported 50-74% of their matches extended beyond the designated term, while an additional 3 programs reported 74%+ extended beyond the designated term.
- **Early Match Termination**- Thirteen out of fifteen programs reported on the percentage of matches that ended before the designated term. Of these, eight programs reported having less than 10% of their matches ending prematurely, much lower than the state average of 36%. Three programs reported 10-19% of their matches ending prematurely and one reported 20-29% of matches ending early. One program reported 30% + of their matches terminating prematurely.

Youth on Waiting Lists for Mentors in the Northeast

For every 5 youth benefiting from a formal youth mentoring relationship with an adult mentor, there is one young person on the waiting list.¹

- Based on data from eleven programs, 143 youth are on waiting lists.
 - 7 programs reported having no waiting list (55%)
 - 4 programs reported having less than 50 youth on their waiting list (36%)
 - 1 program reported having more than 50 youth on their waiting list (9%)

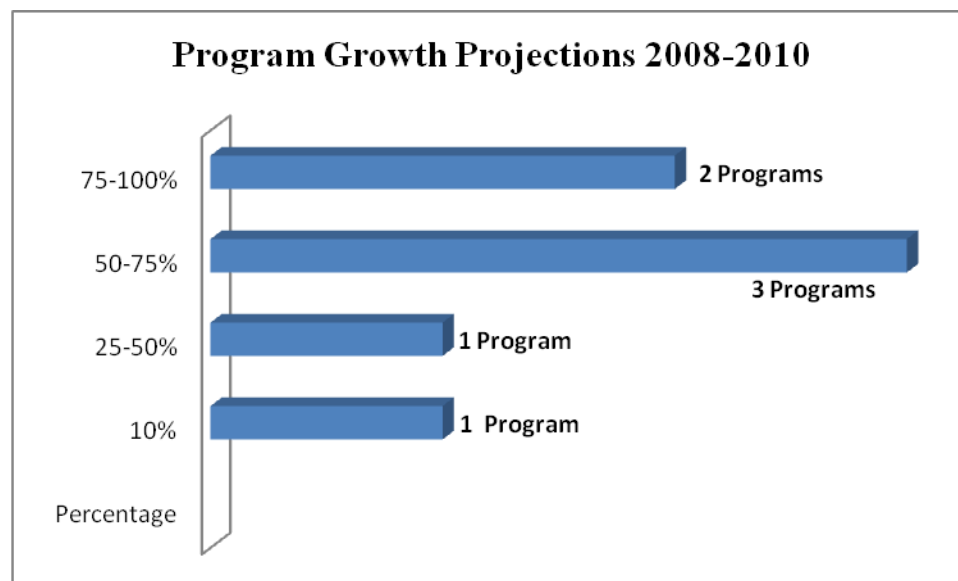
¹ Staff were asked to provide the number of youth currently on their programs’ waiting list. The survey stated “*If your program does not have a waiting list, please enter “0”*”. Consequently, the data does not differentiate between those programs that do not maintain a waiting list (i.e., not applicable) and those that currently have zero youth on their waiting list.

- **Gender** 37% on waiting lists are females and 63 % are males.
- **Age** The ages of youth on waiting lists are as follows: 15% are ages 4-9 yrs., 52% are ages 10-14 yrs., 31% are ages 15-19 yrs and 1% are ages 20-24 yrs. Old

Growth of Youth Mentoring in the Northeast

Program Sustainability Indicators in the Northeast

- **Of the seven programs who forecasted participants levels over the next two years**
 - One program projected growth of less than 10%
 - One program projected growth between 25-50%
 - Three programs projected growth between 50-75%
 - Two programs projected growth between 75-100%



2006 -2008 Comparison: In Brief

- **Seven programs in the Northeast provided data for *Mass Mentoring Counts* in 2006 and 2008.** Of these seven programs, three increased their annual youth served, while four experienced a decrease in the amount of youth served.
- **Mentoring programs reported an additional 428 youth in formal mentoring relationships in *Mass Mentoring Counts 2008*.** This represents a **58% increase in the number of youth reported** in formal mentoring relationships between 2006 and 2008.
- Further analysis was conducted on the 3 programs that reported annual youth-served counts in both the 2006 and 2008 *Mass Mentoring Counts* surveys. More than **137 additional youth were served in 2008 by these 3 programs.** This represents a **33% increase in youth served by these 3 programs.**

Statewide Comparisons

- Of the twelve programs that reported the gender of their youth, 61% are female and 39% are male. **In the Northeast, there is a larger gap between male and female mentees than the rest of the state.** Statewide, male and female mentees are evenly distributed, with 51% of youth being female and 49% male.
- Collectively, youth of color comprise 63% of the mentees served in the Northeast. From this population, **there is a significantly higher proportion of Latino youth compared to statewide statistics.** Statewide, Hispanic/Latino (a) youth comprise 21% of mentees, compared to 47% in the Northeast.
- In programs located in Lawrence and Lowell, 67% of youth participating in formal mentoring relationships are Hispanic/Latino (a)
- **Eight out of twelve (67%) programs in the Northeast reported having 10% of their matches ending prematurely, less than double the state average which is 36%.**
- In the Northeast, adult mentors are slightly older than mentors across the state. In programs in the north, the percentage of adult mentors over the age of 36 is 51%, higher than the state average which is 35%.

Programs That Reported in the Region

Big Brothers Big Sisters of Greater Lowell	Community Based Program
Boys & Girls Club of Assabet Valley	Big Friends
Children's Friend and Family Services	- Children's Friend Mentoring Program - Intensive Family Support
Family Service, Inc.	Big Friends Little Friends
Girls Inc. of Greater Lowell	Mentor Program
Girls Inc. of Lynn	Mi Vida, Mi Viaje Mentoring
Lawrence Boys & Girls Club	Central Catholic High School Mentoring Program
Lawrence Partners in Education	Stand and Deliver
Lowell Association for the Blind	VIP Program - (Visually Impaired Partners)
Merrimack Valley YMCA	Teen Achievers
Raw Artistic Works, Inc.	Project Launch!
Robert F. Kennedy Children's Action Corps	The Mentoring Program
Piecework Partners	Step Up to Excellence Mentoring Program
Westford Academy	