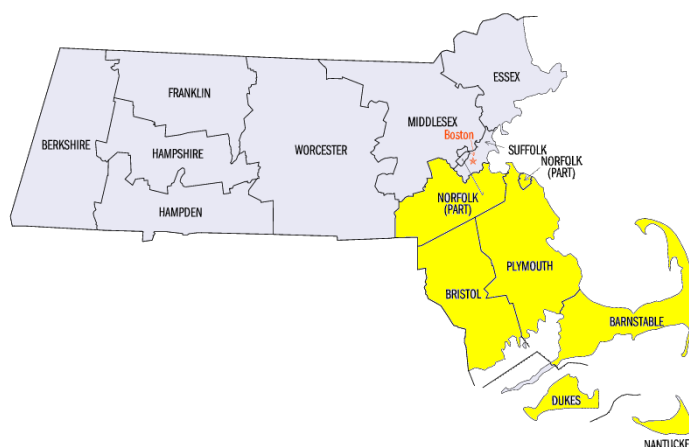


Regional Supplement: Southeastern Massachusetts



In order to learn more about the program characteristics of youth mentoring programs operating in Massachusetts, Mass Mentoring Partnership and staff from the UMass Donahue Institute worked together to develop a web survey to be completed by all formal youth mentoring programs in the state. The *Mass Mentoring Counts 2008* survey was designed to gather data about general program characteristics as well as information on who the program serves.

MMP's Youth Mentoring Program Database served as the primary resource for needed program and key contact information. In addition, MMP staff conducted extensive outreach efforts to the field prior to survey distribution. Outreach efforts included calls to the field to update and identify new mentoring programs and correct contact information as well as marketing and promotion efforts through MMP E-Bulletins and relevant workshops and trainings. As a result, *Mass Mentoring Counts 2008* provides information on 135 youth mentoring programs across Massachusetts.

Thirteen of the programs participating in *Mass Mentoring Counts 2008* are located in Southeast region of Massachusetts*, representing 10.4% of the total. This supplemental report provides the *Mass Mentoring Counts* survey results for these specific Northeastern Massachusetts programs. Key details about mentoring programs in the Northeast are noted as well as noteworthy differences between the regional and statewide findings.

Snapshot of Formal Youth Mentoring Programs in the Southeast

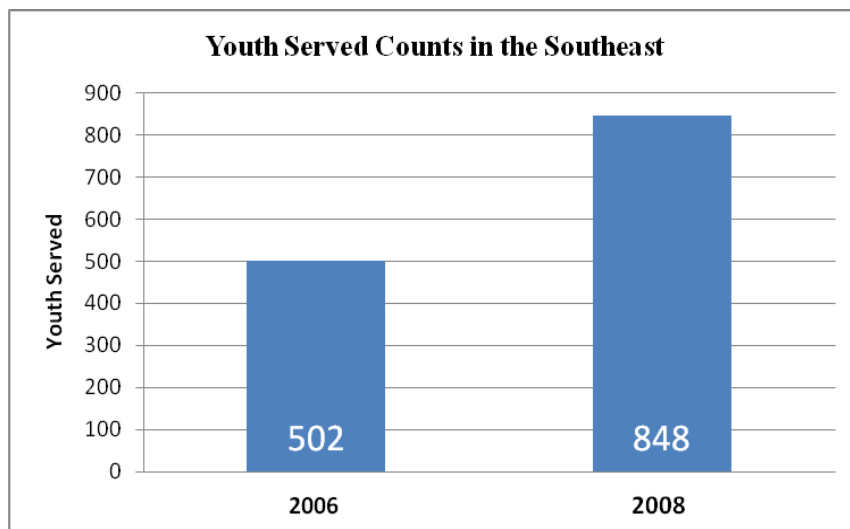
- **Mentoring programs in the Southeast have been in operation longer than in many other regions of the state.** Of the 11 respondents to this question, 46.2% of programs have been in existence for ten or more years.

For the purposes of this report, "Southeastern Massachusetts" refers to Norfolk, Bristol, Plymouth Counties including the Cape and Islands. However, some towns were classified in the "Greater Boston" region, including (but not limited to): Brookline and Quincy. In addition, a statewide program with its administrative office in Sharon was not included in this regional report.

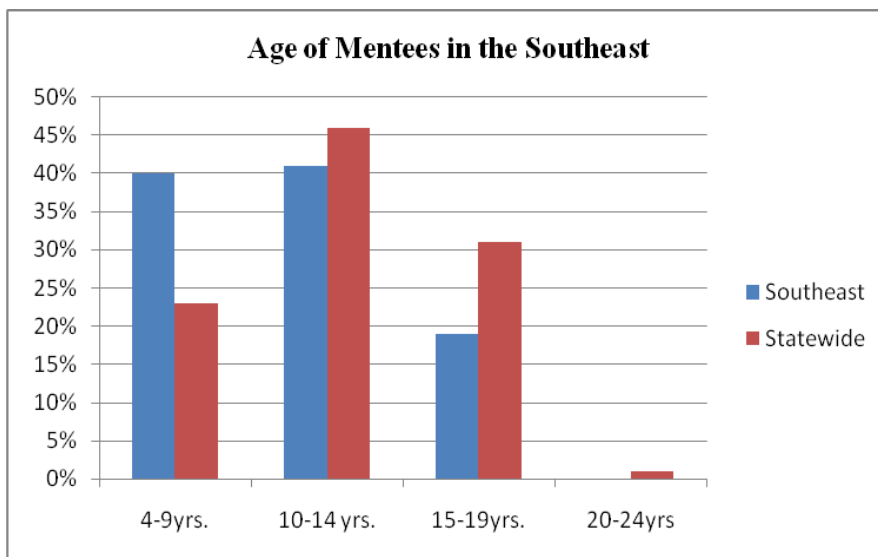
- **The majority (92%) of the youth mentoring programs in the Southeast are components of a larger organization.**
- **Of the thirteen programs surveyed, close to 62% of programs are site-based while 38 % are community-based programs**, in which youth and their adult mentors plan activities on an individualized basis at varied locations in the community. **86% of site-based programs** take place in the mentee’s school or an agency /community center.
- **One-to-one matches of a young person with a mentor comprise the largest segment of mentoring program models (69.2%). Approximately 20% of programs report using group mentoring models, while 7% report cross-age peer mentoring models.**
- The **primary goals** of youth mentoring programs located in the Southeast include:
 - 50% of programs chose self-esteem as their primary goal
 - 20% of programs chose academic support as their primary goal
 - 10% of programs chose promoting job skills/work readiness/career exploration
 - 10% of programs chose avoidance of early pregnancy
 - 10% of programs chose promoting civic/community involvement

Snapshot of Youth Served in the Southeast

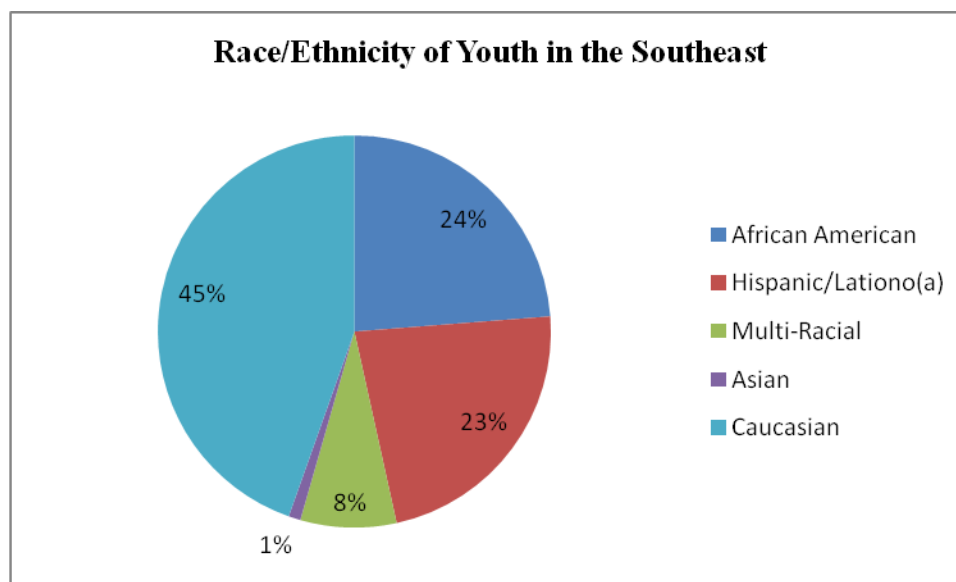
- **Youth Served in Preceding 12 Months** – At a minimum, programs in the Southeast participating in *Mass Mentoring Counts 2008* served 1,045 youth, ages 4–24, in formal mentoring relationships. **Three programs in Fall River & New Bedford serve 52% of youth in the Southeast.**
- **Six programs in the Southeast reported** on Mass Mentoring Counts in both 2006 and 2008, showing an increase in youth served by 58%. In total, programs in the Southeast serve 454 more youth than they did two years ago.



- **Age and Gender** – Of the ten programs that reported the gender of their youth, 56% are female and 44.1% are male. Age breakdown of youth in these ten programs are as follows: Ages 4–9 (40%), 10–14 (41%), 15–19 (19%).



- **Race / Ethnicity** - In the Southeast, nine programs reported the race/ethnicity of their mentees. Of the 848 for whom this data was reported, approximately 23.3% are African American, 23.1% are Hispanic / Latino (a), 7.5% are multi-racial (two or more races), 1% Asian, and 44.5% are Caucasian. Collectively, youth of color comprise 55% of the mentees served in these nine programs



- **Target Populations** - Massachusetts mentoring is successfully reaching youth populations in need of mentors. Mentoring programs most frequently target and serve youth having academic difficulties, youth from low-income families, and youth from single parent families, all circumstances correlated with at-risk factors for youth.
 - 10 out of the 13 programs surveyed serve a **substantial portion of low-income** youth (77%)
 - 8 out of the 13 programs surveyed serve a substantial portion of youth **academically at risk** (61.5%)
 - 9 out of the 13 programs surveyed serve a substantial portion of youth in **single parent households** (69%)

Snapshot of Mentors in the Southeast

- **Mentors Serving in Preceding 12 Months**– Of the thirteen programs surveyed a minimum of 912 individuals age 14 and older served as mentors in formal mentoring programs.
- **Age and Gender** – Of the nine programs reporting data on mentors, **63% are female and 37% are male**. Eight programs reported on the age of 828 mentors. Age breakdowns are as follows: 14-17 (2.5%) 18–22 (33%), **23–35 (12.1%)**, 36–49 (15.4%), 50–64 (27.5%), and 65 years or more (9.1%).
- **Race / Ethnicity** – Eight of thirteen programs surveyed reported on the race/ethnicity of their mentors. Of the 766 mentors counted, **94%** of mentors in the Southeast are Caucasian. Approximately 2.3% are Black/ African American, 1.8% Hispanic / Latino (a), and 1.1% of mentors are Multi-racial (two or more races). Thus, while youth of color comprise 55% of the mentee population, 94% of adult mentors are Caucasian.

Youth on Waiting Lists for Mentors

- **Based on data from ten programs**, 319 youth are on waiting lists. Youth spend a range of one to 5 months on waiting lists in the Southeast¹
 - 5 programs reported having no waiting list (50%)
 - 3 programs reported having less than 50 youth on their waiting list (30%)
 - 2 programs reported having more than 50 youth on their waiting list (20%)

¹ Staff were asked to provide the number of youth currently on their programs' waiting list. The survey stated "*If your program does not have a waiting list, please enter "0"*". Consequently, the data does not differentiate between those programs that do not maintain a waiting list (i.e., not applicable) and those that currently have zero youth on their waiting list.

- **Gender- 33% are female** and 67 % are male.
- **Age-** The ages of youth on waiting lists are as follows: 29.4% are ages 4-9 yrs., 65.5% are ages 10-14 yrs. and 5% are ages 15-19 yrs. 95% of youth on waiting lists are less than 14 years of age.

Statewide Comparisons

- **Collectively, 81% of youth served in the Southeast are ages 14 and under**, higher than the state average, which is 69%.
- **Statewide, the percentage of mentors 23-35 years of age is 37%**, whereas in the Southeast mentors of this age only comprise 12.1% of the mentor population. In contrast, the percentage of mentors 50 and older in the Southeast is 36.6%, compared to 16% which is the state average.
- **While Caucasian mentors comprise 94% of the population in the Southeast**, statewide the percentage of Caucasian mentors is approximately 75%.

Programs That Reported in the Region

Boys and Girls Club of Brockton	
Boys and Girls Club of Taunton	
Child and Family Services	Big Brother Big Sister of Greater New Bedford
Community Care Services	Teen Pregnancy Prevention Mentoring Program
Falmouth Volunteers in Public Schools	<ul style="list-style-type: none"> ▪ High School Mentoring Program ▪ Project Rise (Raising Interest and Self-esteem)
Family Service Association of Greater Fall River, Inc.	Big Friends Little Friends
Old Colony YMCA	<ul style="list-style-type: none"> ▪ Big Sister Big Brother Program ▪ YouthBuild Brockton
Pride Inc.	School to Work
SMILES- SouthCoast Mentoring Initiative for Learning, Education & Service	SMILES Mentoring
Stonehill College	Brockton Public Schools, Mentoring Arts Program
Taunton Area School to Career, Inc.	High School Mentor Program